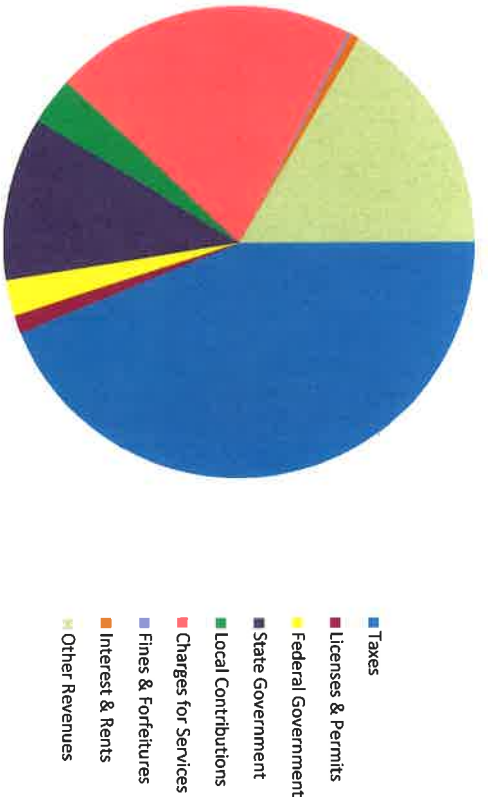


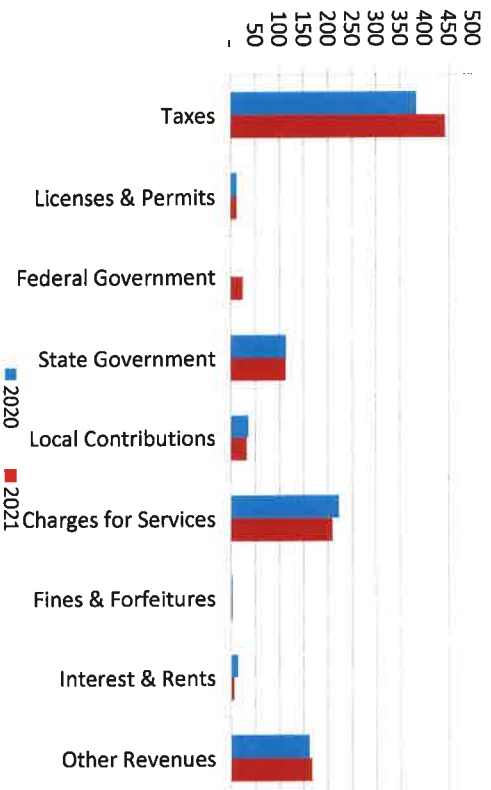
CITIZEN'S GUIDE TO LOCAL UNIT FINANCES - Forsyth Township (52-1-050)

REVENUES

1. Where our money comes from (all governmental funds)



3. Revenue sources per capita - compared to the prior year



2. Compared to the prior year

	2020	2021	% change
Taxes	\$ 2,372,081	\$ 2,746,565	15.79%
Licenses & Permits	76,970	76,799	-0.22%
Federal Government	-	151,584	N/A
State Government	705,661	703,054	-0.37%
Local Contributions	222,761	202,530	-9.08%
Charges for Services	1,370,795	1,296,078	-5.45%
Fines & Forfeitures	15,838	13,344	-15.75%
Interest & Rents	86,155	39,427	-54.24%
Other Revenues	997,477	1,031,483	3.41%
Total Revenues	\$ 5,847,738	\$ 6,260,864	7.06%

4. Historical trends of individual sources



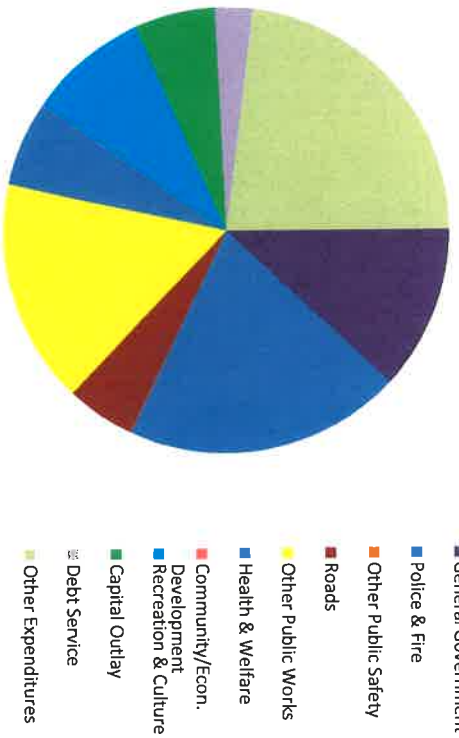
Commentary:

For more information on our unit's finances, contact Lynn Rodgers at (906)346-9217.

CITIZEN'S GUIDE TO LOCAL UNIT FINANCES - Forsyth Township (52-1-050)

EXPENDITURES

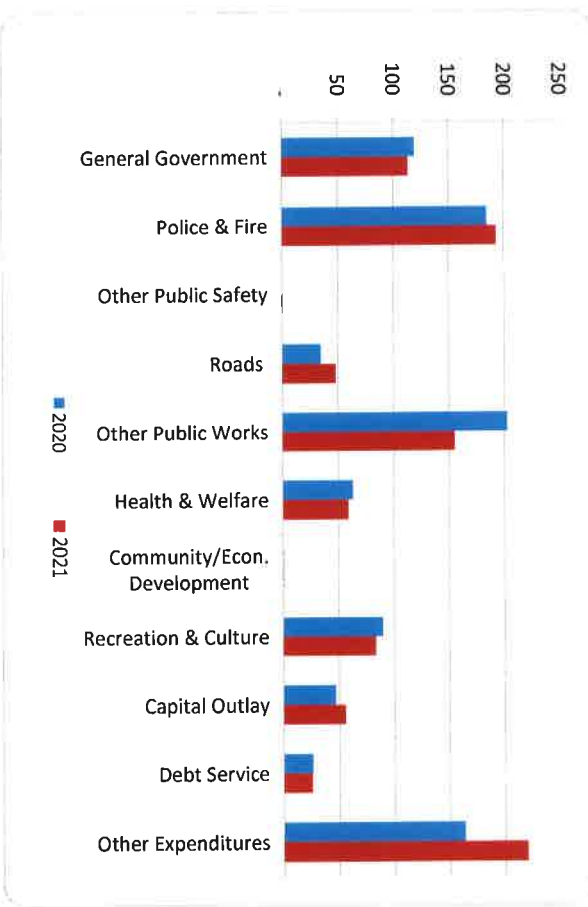
1. Where we spend our money (all governmental funds)



2. Compared to the prior year

	2020	2021	% change
General Government	\$ 739,893	\$ 706,787	-4.47%
Police & Fire	1,140,100	1,197,244	5.01%
Other Public Safety	2,343	3,165	35.08%
Roads	216,078	298,279	38.04%
Other Public Works	1,249,612	962,873	-22.95%
Health & Welfare	390,467	366,182	-6.22%
Community/Econ. Development	5,185	3,018	-41.79%
Recreation & Culture	552,642	516,786	-6.49%
Capital Outlay	291,556	346,320	18.78%
Debt Service	163,649	161,352	-1.40%
Other Expenditures	1,008,208	1,364,028	35.29%
Total Expenditures	\$ 5,759,733	\$ 5,926,034	2.89%

3. Spending per capita - compared to the prior year



4. Historical trends of individual departments:



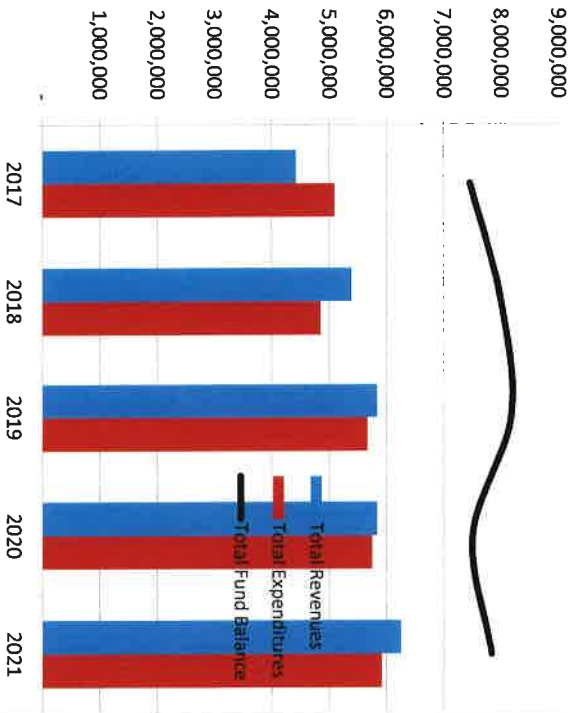
Commentary:

For more information on our unit's finances, contact Lynn Rodgers at (906)346-9217.

CITIZEN'S GUIDE TO LOCAL UNIT FINANCES - Forsyth Township (52-1-050)

FINANCIAL POSITION

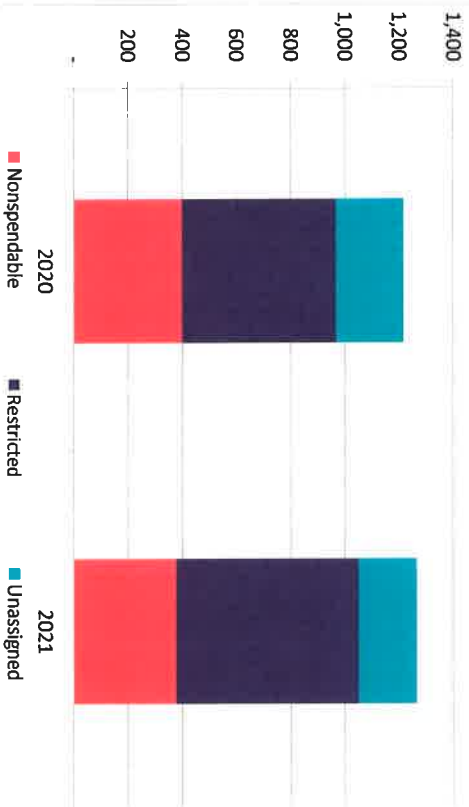
1. How have we managed our governmental fund resources (fund balance)?



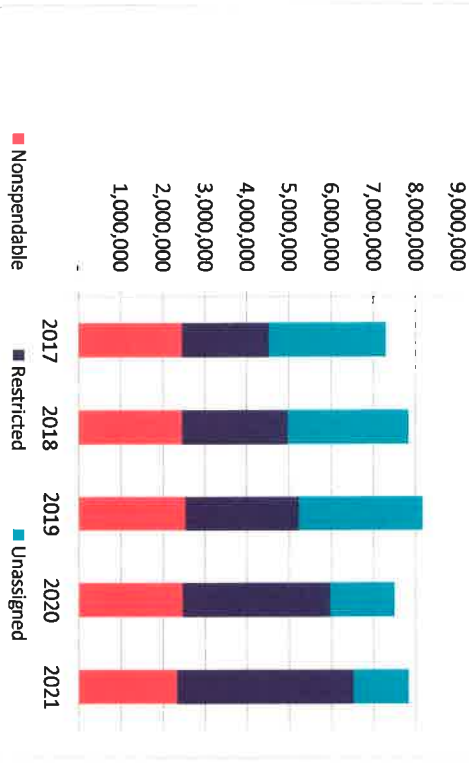
2. Compared to the prior year

	2020	2021	% change
Revenue	5,847,738	6,260,864	7.06%
Expenditures	5,759,733	5,926,034	2.89%
Surplus (shortfall)	88,005	334,830	280.47%
Fund balance, by component:			
Nonspendable	2,465,728	2,338,086	-5.18%
Restricted	3,501,365	4,183,759	19.49%
Committed	-	-	N/A
Assigned	-	-	N/A
Unassigned	1,541,905	1,321,983	-14.26%
total fund balance	7,508,998	7,843,828	4.46%

3. Fund balance per capita - compared to the prior year



4. Historical trends of individual components



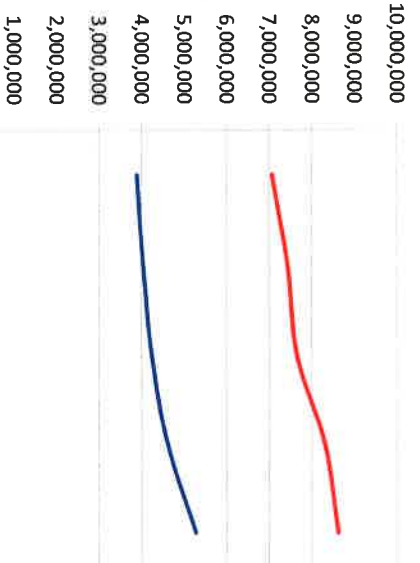
Commentary:

For more information on our unit's finances, contact Lynn Rodgers at (906)346-9217.


CITIZEN'S GUIDE TO LOCAL UNIT FINANCES - Forsyth Township (52-1-050)

OTHER LONG TERM OBLIGATIONS

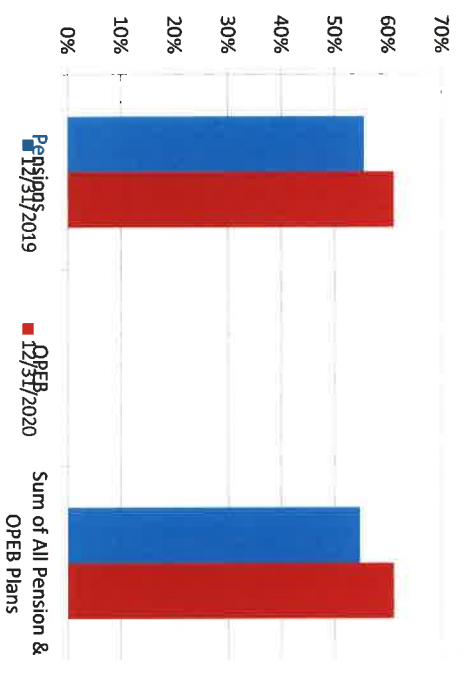
1. Pension funding status



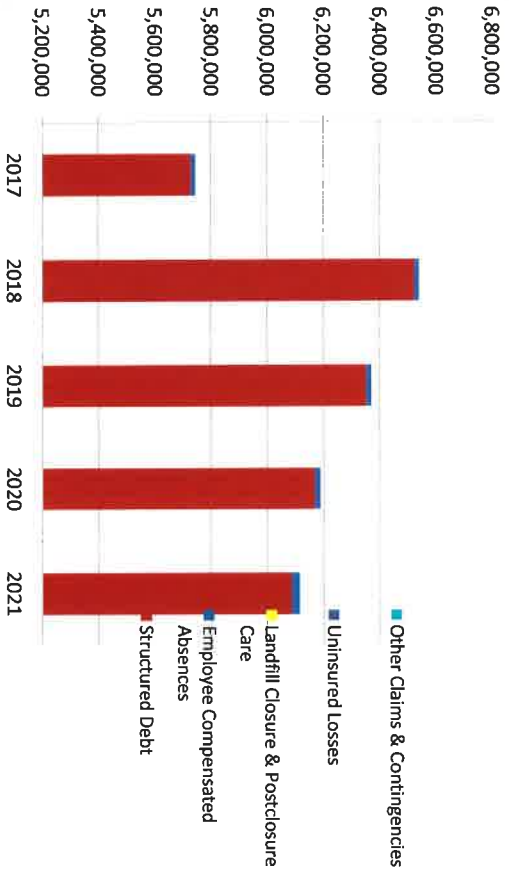
2. Retiree Health care funding status



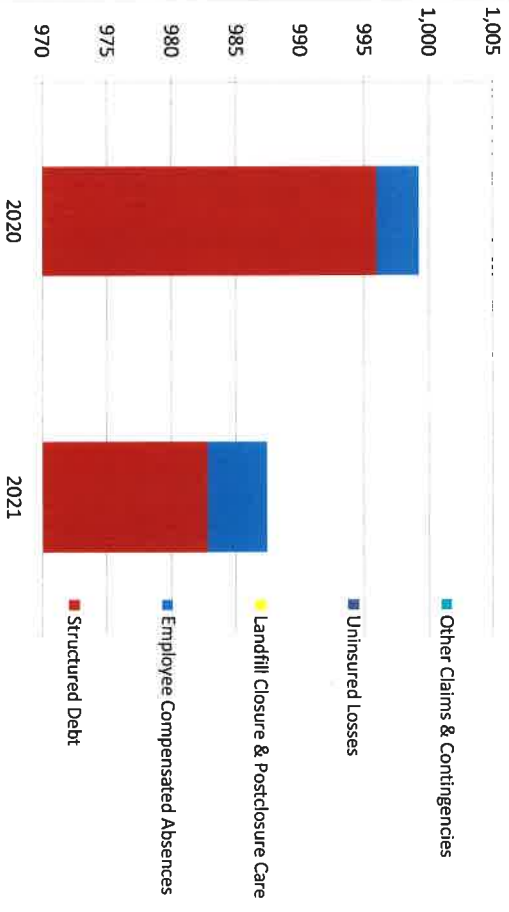
3. Percent funded - compared to the prior year



4. Long Term Debt obligations:



5. Debt & other long term obligations per capita - compared to the prior year



Commentary:

For more information on our unit's finances, contact Lynn Rodgers at (906)346-9217.