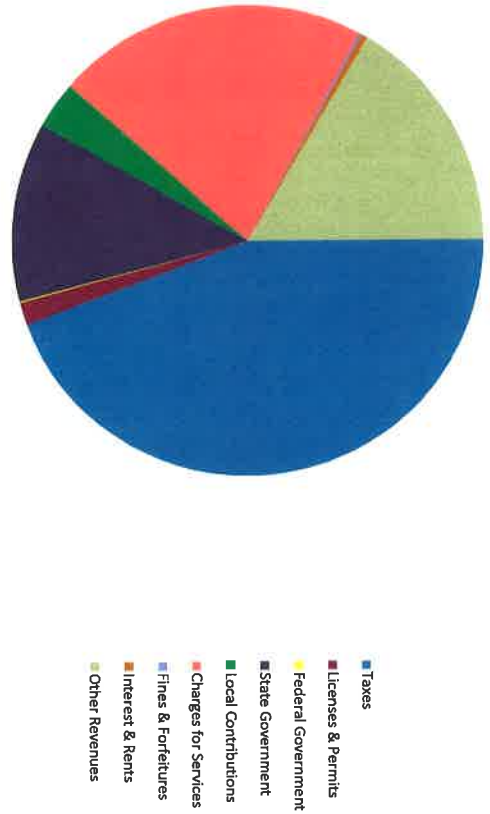


CITIZEN'S GUIDE TO LOCAL UNIT FINANCES - Forsyth Township (52-1050)

REVENUES

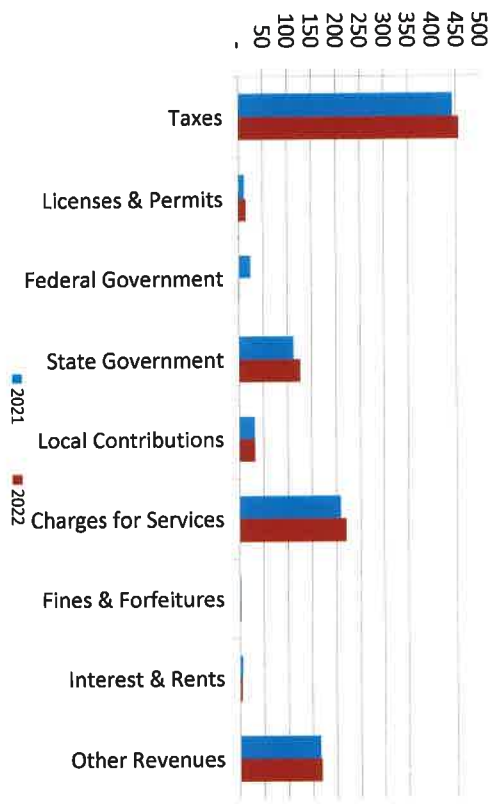
1. Where our money comes from (all governmental funds)



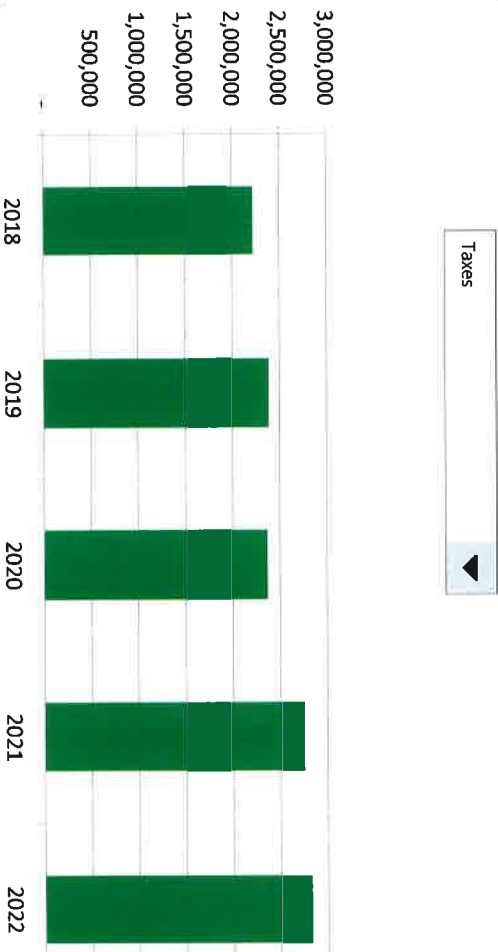
2. Compared to the prior year

	2021	2022	% change
Taxes	\$ 2,746,565	\$ 2,823,514	2.80%
Licenses & Permits	76,799	98,998	28.91%
Federal Government	151,584	5,967	-96.06%
State Government	703,054	784,627	11.60%
Local Contributions	202,530	204,823	1.13%
Charges for Services	1,296,078	1,368,320	5.57%
Fines & Forfeitures	13,344	10,883	-18.44%
Interest & Rents	39,427	27,953	-29.10%
Other Revenues	1,031,483	1,046,738	1.48%
Total Revenues	\$ 6,260,864	\$ 6,371,823	1.77%

3. Revenue sources per capita - compared to the prior year



4. Historical trends of individual sources



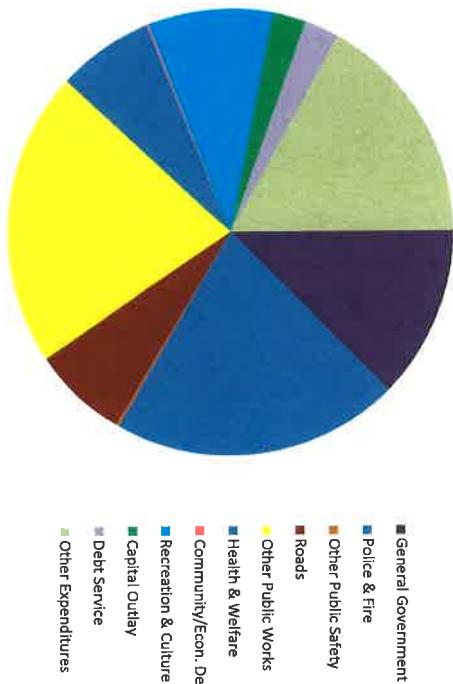
Commentary:

For more information on our unit's finances, contact Lynn Rodgers at (906)346-9217.

CITIZEN'S GUIDE TO LOCAL UNIT FINANCES - Forsyth Township (52-1050)

EXPENDITURES

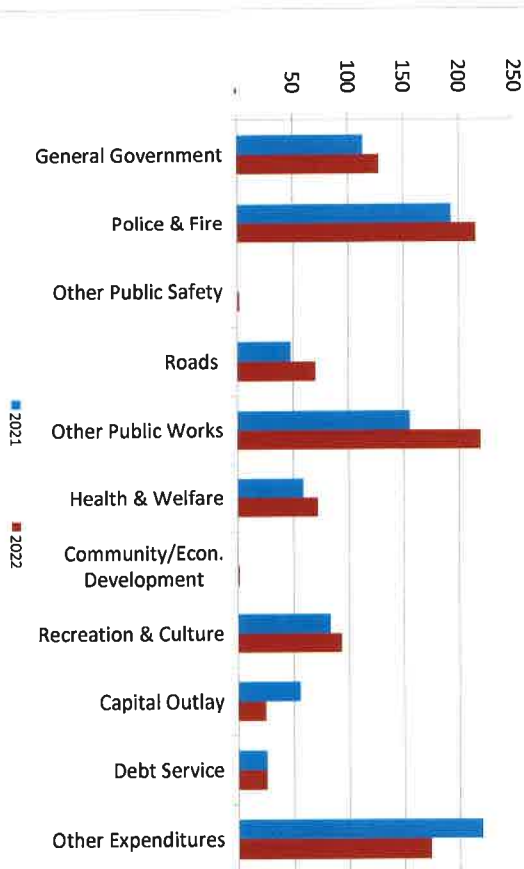
1. Where we spend our money (all governmental funds)



2. Compared to the prior year

	2021	2022	% change
General Government	\$ 706,787	\$ 793,672	12.29%
Police & Fire	1,197,244	1,333,713	11.40%
Other Public Safety	3,165	13,259	318.93%
Roads	298,279	437,139	46.55%
Other Public Works	962,873	1,358,326	41.07%
Health & Welfare	366,182	446,093	21.82%
Community/Econ. Development	3,018	8,590	184.63%
Recreation & Culture	516,786	576,816	11.62%
Capital Outlay	346,320	153,859	-55.57%
Debt Service	161,352	159,016	-1.45%
Other Expenditures	1,364,028	1,076,650	-21.07%
Total Expenditures	\$ 5,926,034	\$ 6,357,133	7.27%

3. Spending per capita - compared to the prior year



4. Historical trends of individual departments:



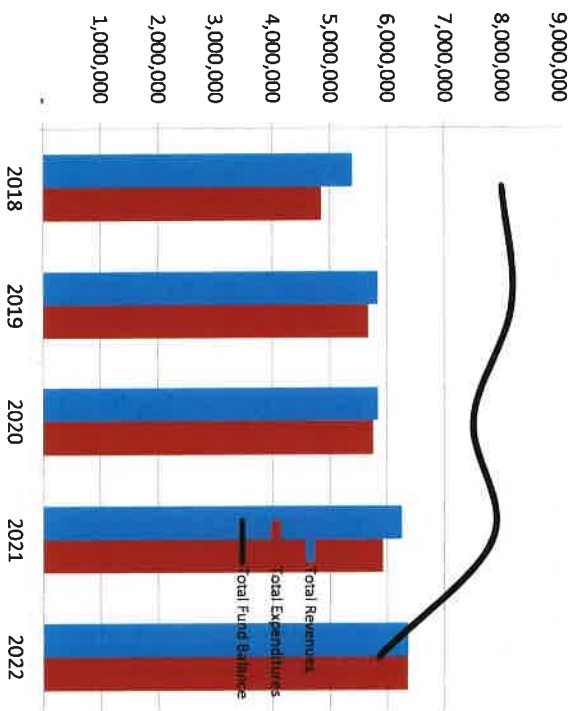
Commentary:

For more information on our unit's finances, contact Lynn Rodgers at (906)346-9217.

CITIZEN'S GUIDE TO LOCAL UNIT FINANCES - Forsyth Township (52-1050)

FINANCIAL POSITION

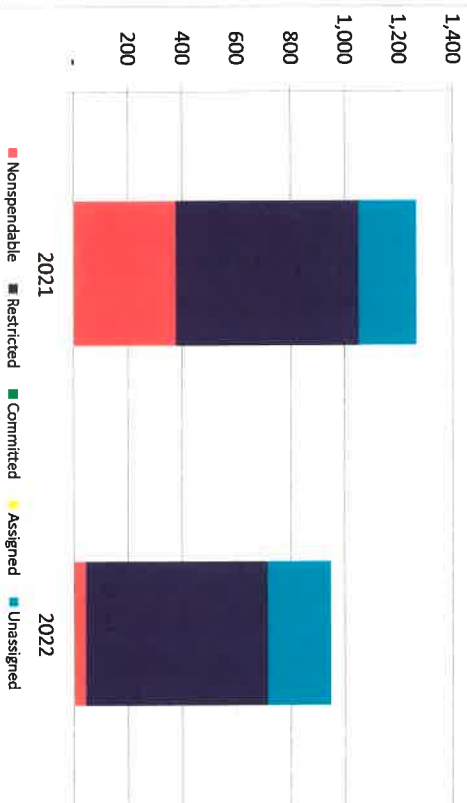
1. How have we managed our governmental fund resources (fund balance)?



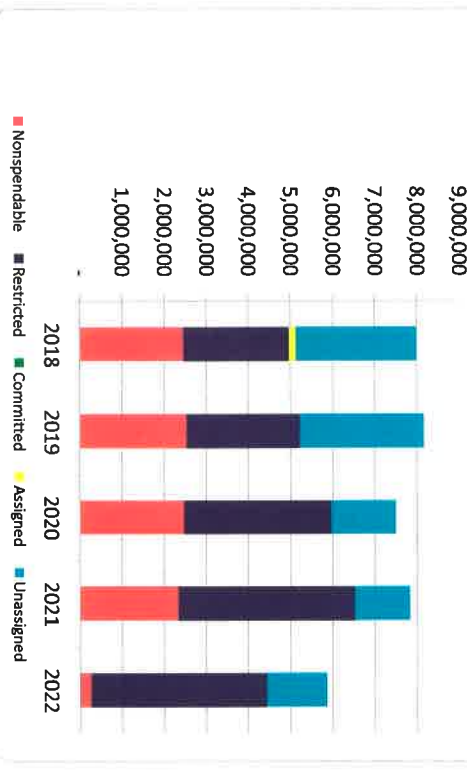
2. Compared to the prior year

	2021	2022	% change
Revenue	6,260,864	6,371,823	1.77%
Expenditures	5,926,034	6,357,133	7.27%
Surplus (shortfall)	334,830	14,690	-95.61%
Fund balance, by component:			
Nonspendable	2,338,086	267,350	-88.57%
Restricted	4,183,759	4,169,676	-0.34%
Committed	-	-	N/A
Assigned	-	-	N/A
Unassigned	1,321,983	1,433,330	8.42%
total fund balance	7,843,828	5,870,356	-25.16%

3. Fund balance per capita - compared to the prior year



4. Historical trends of individual components



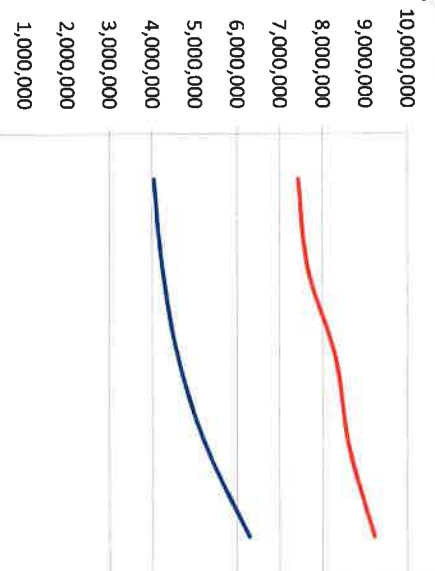
Commentary:

For more information on our unit's finances, contact Lynn Rodgers at (906)346-9217.

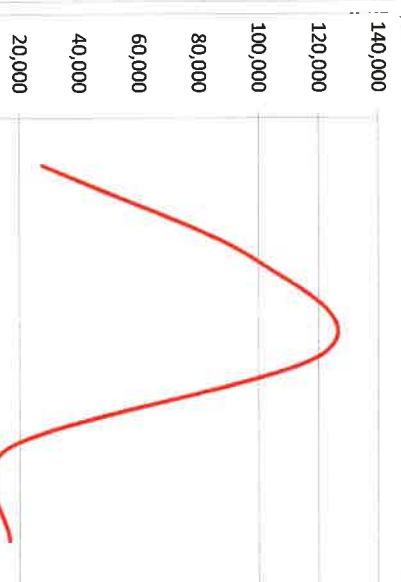
CITIZEN'S GUIDE TO LOCAL UNIT FINANCES - Forsyth Township (52-1050)

OTHER LONG TERM OBLIGATIONS

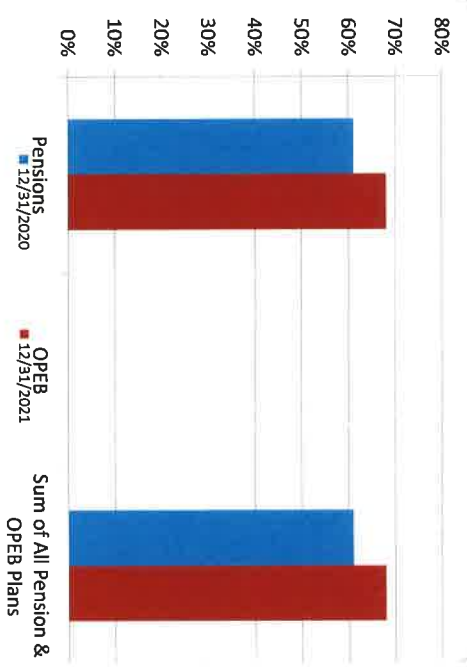
1. Pension funding status



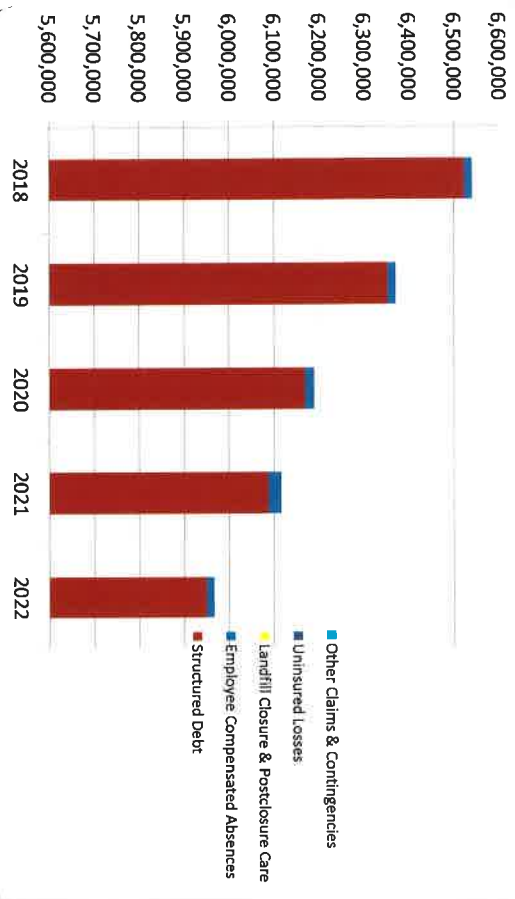
2. Retiree Health care funding status



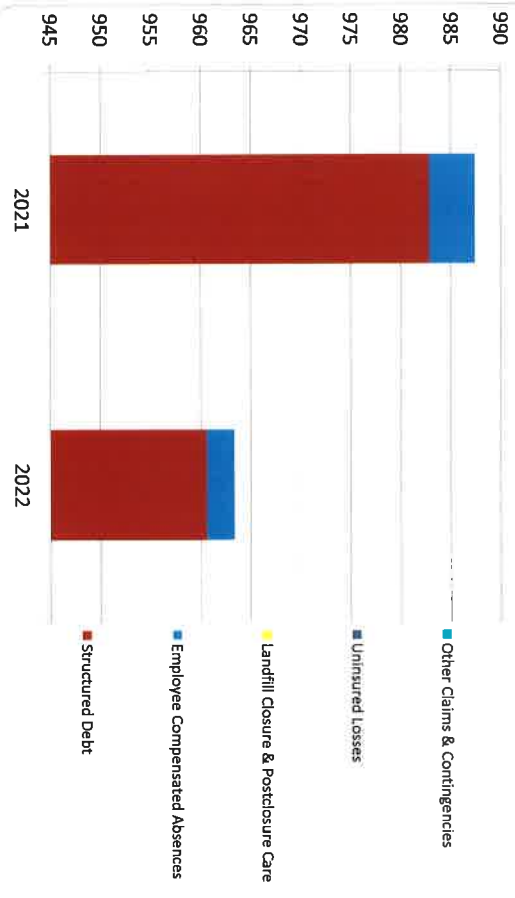
3. Percent funded - compared to the prior year



4. Long Term Debt obligations:



5. Debt & other long term obligations per capita - compared to the prior year



Commentary:

For more information on our unit's finances, contact Lynn Rodgers at (906)346-9217.